



LanguageScreen

Demo school (with example pupils, assessments and reports) assessment report

Year groups: All year groups

Classes: All Classes

Date range: assessments from 03/11/2022 to 03/11/2023

Report generated: 03/11/2023

This report provides the scores for each child assessed in your school:

Results Summary Table - this shows the overall Standard Score and Percentile Rank for each assessment. Standard Scores express a child's performance relative to their age. Results are ranked by overall Standard Score to enable you to see at a glance which pupils need support. If more than one assessment has been completed for a pupil, the Results Summary Table shows the Standard Score of the most recent assessment first.

Individual Results Pages - these give more detail about the pupil's results. These are suitable for sharing with parents and guardians, if requested. As well as the Standard Scores, we also provide the Raw Scores for each of the individual tests.

Which scores in the report are most important? Always use Standard Scores when making judgements about the level of a child's skills, or when monitoring their progress. Pay particular attention to the Total Standard Score since it gives the most accurate measure of a child's ability level.

From time-to-time we recalculate Standard Scores based on our growing database of assessments. This will make the scores increasingly accurate, but should not alter a pupil's ranking within a year group.

Identifying children whose language skills are a cause for concern and may benefit from an intervention. Language skills vary in small gradations (just like weight). This means there is no absolute definition of who has a language difficulty (just as there is no absolute definition of who is seriously overweight or underweight). LanguageScreen was developed to help education professionals to identify children who may benefit from support in developing their language skills.

For this purpose, we use a Traffic Lights system:

- **Green** (LanguageScreen Standard Score of 90 or above) indicates that a child's language skills are not a cause for concern.
- **Amber** (LanguageScreen Standard Score between 82 and 89) suggests a child may benefit from support in developing their language skills.
- **Red** (LanguageScreen Standard Score 81 or below) suggests a child definitely needs support in developing their language skills.

LanguageScreen is a quick screening test. If a child gets a very poor score on LanguageScreen (say a standard score of 76 or lower) a Speech and Language Therapist may be able to assess the child's language needs in more detail and offer advice on how best to support them.

Monitoring the development of children's language skills. You may wish to re-assess children's language skills using LanguageScreen especially if a child gets a Red or Amber traffic light. This should not be done more often than roughly every six months because language skills are quite stable and unlikely to change quickly.

An increase in a child's LanguageScreen Standard Score shows that their language skills have improved relative to other children of the same age. A decrease in a child's LanguageScreen Standard Score shows that their language skills are failing to develop at the rate expected; such children may require help to improve their language skills. LanguageScreen, like any test, has a margin of error and changes should be interpreted with care. As a rough guide, a change in a child's LanguageScreen Standard Score of 5 points or more indicates that there has probably been a meaningful change in their language skills.

Results Summary Tables

These show the overall Standard Score and Percentile Rank:

Standard Scores express a child's performance relative to their age and are independent of the number of questions in a subtest. The maximum possible score is 135. Standard Scores are similar to IQ scores. The average Standard Score for any age group, on any subtest, is 100. Half of children of any age are expected to get a score at or above 100, and half a score at or below 100. Most Standard Scores fall between 70 and 130. A standard score of 70 indicates that a child has extremely poor language skills for their age. A standard score of 130 indicates that a child has extremely good language skills for their age.

Percentile Ranks give the percentage of children of a given age in the UK population with a lower score on a test. For example, a score at the 10th percentile places a child in the bottom ten percent of children of their age. The average percentile rank is 50.

Pupils are ranked by Standard Score to enable you to see at a glance which pupils need support. If more than one assessment has been completed for a pupil, the Results Summary Table is re-ordered to show the Standard Score of the most recent assessment.

The table includes all the results for all the pupils assessed within the date range of the report. The scores are organized by year group.

Guy	Knight	08/06/2018	1A	02/10/2023	5yr 3mo	134	99	no concerns	✓
Deanna	Johnson	15/11/2017	1A	02/10/2023	5yr 10mo	134	99	no concerns	✓
Eddy	Fowler	15/10/2017	1A	02/10/2023	5yr 11mo	134	99	no concerns	✓
Abraham	Farrell	15/03/2018	1A	02/10/2023	5yr 6mo	134	99	no concerns	✓
Kelsey	Elliott	15/04/2018	1A	02/10/2023	5yr 5mo	134	99	no concerns	✓
Nieve	Brennan	08/12/2017	1A	02/10/2023	5yr 9mo	134	99	no concerns	✓

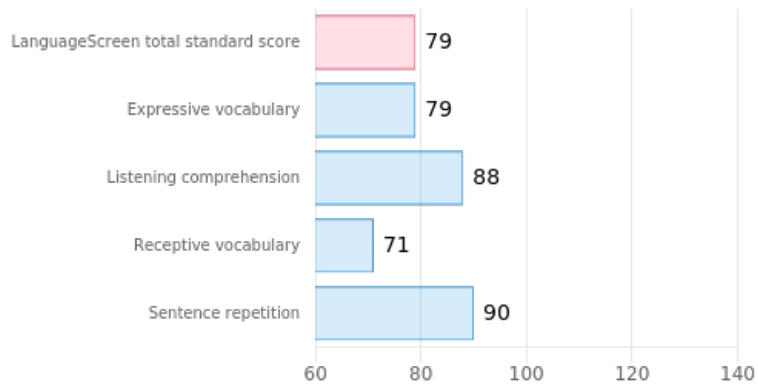


LanguageScreen assessment results for Pearl Alexander

1A, Year 1, 5yr 2mo

Date/time assessed	Age at assessment	Assessment language	Expressive vocabulary	Listening comprehension	Receptive vocabulary	Sentence repetition	LanguageScreen total standard score	LanguageScreen total percentile rank
02/10/2023 10:22	5yr 1mo	English (UK)	79 (RS: 7)	88 (RS: 6)	71 (RS: 9)	90 (RS: 7)	79	9

LanguageScreen Profile for Pearl Alexander



Pearl's LanguageScreen Total standard score is 79. This equates to a percentile rank of 9, a score that places Pearl within the bottom 9% of children in their age group.

Pearl's language skills are a clear cause for concern; Pearl should be given language intervention if possible.

The graph shows the LanguageScreen Total standard score as well as the differences between standard scores on the subtests obtained by Pearl. These differences may reflect many factors, including lapses of attention, and should not be overinterpreted.

Pearl's highest scores is for Sentence Repetition, a test that assesses the ability to repeat sentences and that is sensitive to grammatical difficulties. Pearl's lowest scores is for Receptive Vocabulary, a test that taps vocabulary understanding as assessed by the ability to match spoken words to pictures.

Expressive Vocabulary (EV) assesses the ability to name pictures; a measure of vocabulary knowledge (24 items).

Listening Comprehension (LC) assesses the ability to understand spoken stories; a measure of both literal and inferential language comprehension and expressive language skills (3 stories, and a total of 16 questions).

Receptive Vocabulary (RV) assesses the ability to match spoken words to pictures; a measure of vocabulary understanding (23 items).

Sentence Repetition (SR) assesses the ability to repeat sentences; a measure of language comprehension and production skills (14 items).

Raw Scores (RS) are simply the number of correct answers on each subtest. Raw scores are hard to interpret because different subtests have different number of questions, and the expected score on each subtest will increase as a child gets older.

The pattern of **standard scores** for each child across the different LanguageScreen subtests shows their profile (what subtests they found easier and what subtests they found harder). However, differences between subtests may reflect many factors, including lapses of attention, and should not be overinterpreted.

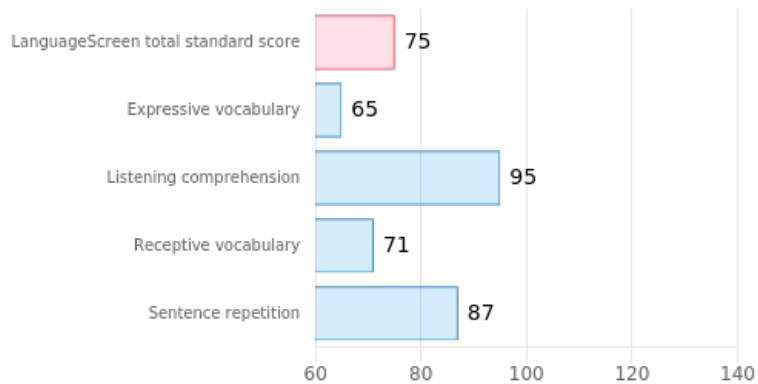


LanguageScreen assessment results for Rubie Anderson

1A, Year 1, 5yr 3mo

Date/time assessed	Age at assessment	Assessment language	Expressive vocabulary	Listening comprehension	Receptive vocabulary	Sentence repetition	LanguageScreen total standard score	LanguageScreen total percentile rank
02/10/2023 10:28	5yr 2mo	English (UK)	65 (RS: 0)	95 (RS: 8)	71 (RS: 9)	87 (RS: 6)	75	5

LanguageScreen Profile for Rubie Anderson



Rubie's LanguageScreen Total standard score is 75. This equates to a percentile rank of 5, a score that places Rubie within the bottom 5% of children in their age group.

Rubie's language skills are a clear cause for concern; Rubie should be given language intervention if possible.

The graph shows the LanguageScreen Total standard score as well as the differences between standard scores on the subtests obtained by Rubie. These differences may reflect many factors, including lapses of attention, and should not be overinterpreted.

Rubie's highest scores is for Listening Comprehension, a test that assesses the ability to understand spoken stories and includes questions tapping both literal and inferential understanding of text. Rubie's lowest scores is for Expressive Vocabulary, a test that assesses knowledge of words and the ability to retrieve them when they are needed.

Expressive Vocabulary (EV) assesses the ability to name pictures; a measure of vocabulary knowledge (24 items).

Listening Comprehension (LC) assesses the ability to understand spoken stories; a measure of both literal and inferential language comprehension and expressive language skills (3 stories, and a total of 16 questions).

Receptive Vocabulary (RV) assesses the ability to match spoken words to pictures; a measure of vocabulary understanding (23 items).

Sentence Repetition (SR) assesses the ability to repeat sentences; a measure of language comprehension and production skills (14 items).

Raw Scores (RS) are simply the number of correct answers on each subtest. Raw scores are hard to interpret because different subtests have different number of questions, and the expected score on each subtest will increase as a child gets older.

The pattern of **standard scores** for each child across the different LanguageScreen subtests shows their profile (what subtests they found easier and what subtests they found harder). However, differences between subtests may reflect many factors, including lapses of attention, and should not be overinterpreted.

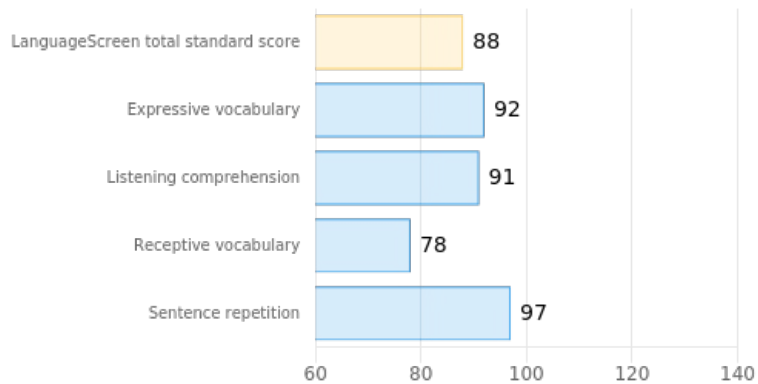


LanguageScreen assessment results for Sharise Ballard

1A, Year 1, 5yr 6mo

Date/time assessed	Age at assessment	Assessment language	Expressive vocabulary	Listening comprehension	Receptive vocabulary	Sentence repetition	LanguageScreen total standard score	LanguageScreen total percentile rank
02/10/2023 10:33	5yr 5mo	English (UK)	92 (RS: 12)	91 (RS: 7)	78 (RS: 12)	97 (RS: 9)	88	22

LanguageScreen Profile for Sharise Ballard



Sharise's LanguageScreen Total standard score is 88. This equates to a percentile rank of 22, a score that places Sharise within the bottom 22% of children in their age group.

Sharise's language skills are a slight cause for concern; Sharise may benefit from language support.

The graph shows the LanguageScreen Total standard score as well as the differences between standard scores on the subtests obtained by Sharise. These differences may reflect many factors, including lapses of attention, and should not be overinterpreted.

Sharise's highest scores is for Sentence Repetition, a test that assesses the ability to repeat sentences and that is sensitive to grammatical difficulties. Sharise's lowest scores is for Receptive Vocabulary, a test that taps vocabulary understanding as assessed by the ability to match spoken words to pictures.

Expressive Vocabulary (EV) assesses the ability to name pictures; a measure of vocabulary knowledge (24 items).

Listening Comprehension (LC) assesses the ability to understand spoken stories; a measure of both literal and inferential language comprehension and expressive language skills (3 stories, and a total of 16 questions).

Receptive Vocabulary (RV) assesses the ability to match spoken words to pictures; a measure of vocabulary understanding (23 items).

Sentence Repetition (SR) assesses the ability to repeat sentences; a measure of language comprehension and production skills (14 items).

Raw Scores (RS) are simply the number of correct answers on each subtest. Raw scores are hard to interpret because different subtests have different number of questions, and the expected score on each subtest will increase as a child gets older.

The pattern of **standard scores** for each child across the different LanguageScreen subtests shows their profile (what subtests they found easier and what subtests they found harder). However, differences between subtests may reflect many factors, including lapses of attention, and should not be overinterpreted.

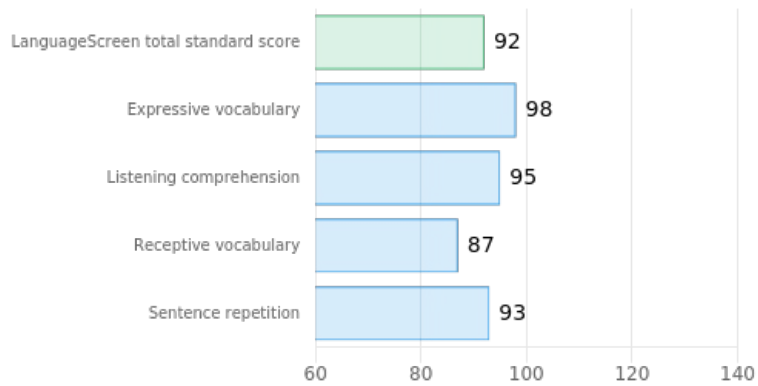


LanguageScreen assessment results for Franklin Bentley

1A, Year 1, 5yr 4mo

Date/time assessed	Age at assessment	Assessment language	Expressive vocabulary	Listening comprehension	Receptive vocabulary	Sentence repetition	LanguageScreen total standard score	LanguageScreen total percentile rank
02/10/2023 10:41	5yr 3mo	English (UK)	98 (RS: 14)	95 (RS: 8)	87 (RS: 15)	93 (RS: 8)	92	32

LanguageScreen Profile for Franklin Bentley



Franklin's LanguageScreen Total standard score is 92. This equates to a percentile rank of 32, a score that places Franklin within the bottom 32% of children in their age group.

Franklin's language skills are not a cause for concern.

The graph shows the LanguageScreen Total standard score as well as the differences between standard scores on the subtests obtained by Franklin. These differences may reflect many factors, including lapses of attention, and should not be overinterpreted.

Franklin's highest scores is for Expressive Vocabulary, a test that assesses knowledge of words and the ability to retrieve them when they are needed. Franklin's lowest scores is for Receptive Vocabulary, a test that taps vocabulary understanding as assessed by the ability to match spoken words to pictures.

Expressive Vocabulary (EV) assesses the ability to name pictures; a measure of vocabulary knowledge (24 items).

Listening Comprehension (LC) assesses the ability to understand spoken stories; a measure of both literal and inferential language comprehension and expressive language skills (3 stories, and a total of 16 questions).

Receptive Vocabulary (RV) assesses the ability to match spoken words to pictures; a measure of vocabulary understanding (23 items).

Sentence Repetition (SR) assesses the ability to repeat sentences; a measure of language comprehension and production skills (14 items).

Raw Scores (RS) are simply the number of correct answers on each subtest. Raw scores are hard to interpret because different subtests have different number of questions, and the expected score on each subtest will increase as a child gets older.

The pattern of **standard scores** for each child across the different LanguageScreen subtests shows their profile (what subtests they found easier and what subtests they found harder). However, differences between subtests may reflect many factors, including lapses of attention, and should not be overinterpreted.

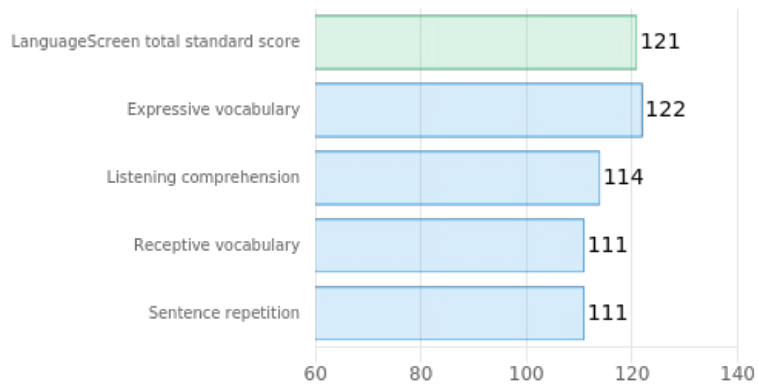


LanguageScreen assessment results for Husna Blackwell

1A, Year 1, 5yr 2mo

Date/time assessed	Age at assessment	Assessment language	Expressive vocabulary	Listening comprehension	Receptive vocabulary	Sentence repetition	LanguageScreen total standard score	LanguageScreen total percentile rank
02/10/2023 11:23	5yr 1mo	English (UK)	122 (RS: 20)	114 (RS: 13)	111 (RS: 20)	111 (RS: 12)	121	92

LanguageScreen Profile for Husna Blackwell



Husna's LanguageScreen Total standard score is 121. This equates to a percentile rank of 92, a score that places Husna within the top 8% of children in their age group.

Husna's language skills are not a cause for concern.

The graph shows the LanguageScreen Total standard score as well as the differences between standard scores on the subtests obtained by Husna. These differences may reflect many factors, including lapses of attention, and should not be overinterpreted.

Husna's highest scores is for Expressive Vocabulary, a test that assesses knowledge of words and the ability to retrieve them when they are needed. Husna's lowest scores are for Receptive Vocabulary, a test that taps vocabulary understanding as assessed by the ability to match spoken words to pictures and ["Receptive Vocabulary, a test that taps vocabulary understanding as assessed by the ability to match spoken words to pictures"].

Expressive Vocabulary (EV) assesses the ability to name pictures; a measure of vocabulary knowledge (24 items).

Listening Comprehension (LC) assesses the ability to understand spoken stories; a measure of both literal and inferential language comprehension and expressive language skills (3 stories, and a total of 16 questions).

Receptive Vocabulary (RV) assesses the ability to match spoken words to pictures; a measure of vocabulary understanding (23 items).

Sentence Repetition (SR) assesses the ability to repeat sentences; a measure of language comprehension and production skills (14 items).

Raw Scores (RS) are simply the number of correct answers on each subtest. Raw scores are hard to interpret because different subtests have different number of questions, and the expected score on each subtest will increase as a child gets older.

The pattern of **standard scores** for each child across the different LanguageScreen subtests shows their profile (what subtests they found easier and what subtests they found harder). However, differences between subtests may reflect many factors, including lapses of attention, and should not be overinterpreted.

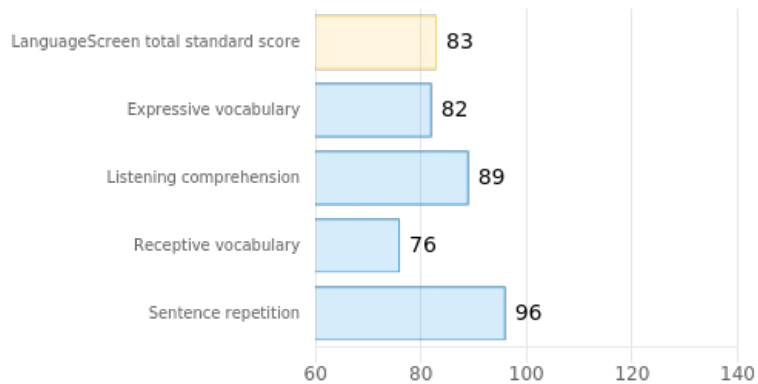


LanguageScreen assessment results for Bruce Bowers

1A, Year 1, 5yr 8mo

Date/time assessed	Age at assessment	Assessment language	Expressive vocabulary	Listening comprehension	Receptive vocabulary	Sentence repetition	LanguageScreen total standard score	LanguageScreen total percentile rank
02/10/2023 11:15	5yr 7mo	English (UK)	82 (RS: 8)	89 (RS: 7)	76 (RS: 11)	96 (RS: 9)	83	14

LanguageScreen Profile for Bruce Bowers



Bruce's LanguageScreen Total standard score is 83. This equates to a percentile rank of 14, a score that places Bruce within the bottom 14% of children in their age group.

Bruce's language skills are a slight cause for concern; Bruce may benefit from language support.

The graph shows the LanguageScreen Total standard score as well as the differences between standard scores on the subtests obtained by Bruce. These differences may reflect many factors, including lapses of attention, and should not be overinterpreted.

Bruce's highest scores is for Sentence Repetition, a test that assesses the ability to repeat sentences and that is sensitive to grammatical difficulties. Bruce's lowest scores is for Receptive Vocabulary, a test that taps vocabulary understanding as assessed by the ability to match spoken words to pictures.

Expressive Vocabulary (EV) assesses the ability to name pictures; a measure of vocabulary knowledge (24 items).

Listening Comprehension (LC) assesses the ability to understand spoken stories; a measure of both literal and inferential language comprehension and expressive language skills (3 stories, and a total of 16 questions).

Receptive Vocabulary (RV) assesses the ability to match spoken words to pictures; a measure of vocabulary understanding (23 items).

Sentence Repetition (SR) assesses the ability to repeat sentences; a measure of language comprehension and production skills (14 items).

Raw Scores (RS) are simply the number of correct answers on each subtest. Raw scores are hard to interpret because different subtests have different number of questions, and the expected score on each subtest will increase as a child gets older.

The pattern of **standard scores** for each child across the different LanguageScreen subtests shows their profile (what subtests they found easier and what subtests they found harder). However, differences between subtests may reflect many factors, including lapses of attention, and should not be overinterpreted.

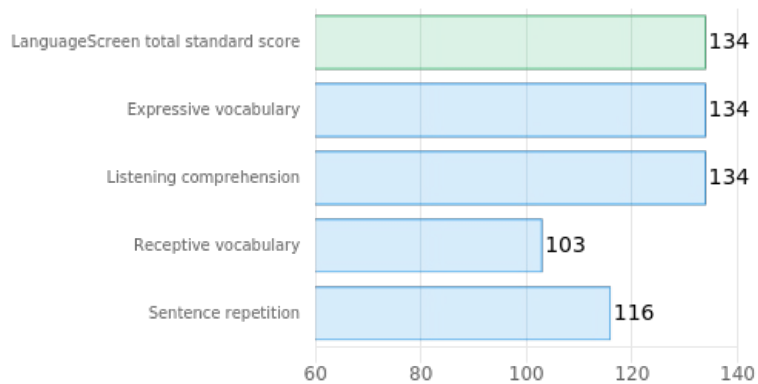


LanguageScreen assessment results for Nieve Brennan

1A, Year 1, 5yr 10mo

Date/time assessed	Age at assessment	Assessment language	Expressive vocabulary	Listening comprehension	Receptive vocabulary	Sentence repetition	LanguageScreen total standard score	LanguageScreen total percentile rank
02/10/2023 11:30	5yr 9mo	English (UK)	134 (RS: 24)	134 (RS: 16)	103 (RS: 19)	116 (RS: 13)	134	99

LanguageScreen Profile for Nieve Brennan



Nieve's LanguageScreen Total standard score is 134. This equates to a percentile rank of 99, a score that places Nieve within the top 1% of children in their age group.

Nieve's language skills are not a cause for concern.

The graph shows the LanguageScreen Total standard score as well as the differences between standard scores on the subtests obtained by Nieve. These differences may reflect many factors, including lapses of attention, and should not be overinterpreted.

Nieve's highest scores are for Expressive Vocabulary, a test that assesses knowledge of words and the ability to retrieve them when they are needed and Listening Comprehension, a test that assesses the ability to understand spoken stories and includes questions tapping both literal and inferential understanding of text. Nieve's lowest scores is for Receptive Vocabulary, a test that taps vocabulary understanding as assessed by the ability to match spoken words to pictures.

Expressive Vocabulary (EV) assesses the ability to name pictures; a measure of vocabulary knowledge (24 items).

Listening Comprehension (LC) assesses the ability to understand spoken stories; a measure of both literal and inferential language comprehension and expressive language skills (3 stories, and a total of 16 questions).

Receptive Vocabulary (RV) assesses the ability to match spoken words to pictures; a measure of vocabulary understanding (23 items).

Sentence Repetition (SR) assesses the ability to repeat sentences; a measure of language comprehension and production skills (14 items).

Raw Scores (RS) are simply the number of correct answers on each subtest. Raw scores are hard to interpret because different subtests have different number of questions, and the expected score on each subtest will increase as a child gets older.

The pattern of **standard scores** for each child across the different LanguageScreen subtests shows their profile (what subtests they found easier and what subtests they found harder). However, differences between subtests may reflect many factors, including lapses of attention, and should not be overinterpreted.

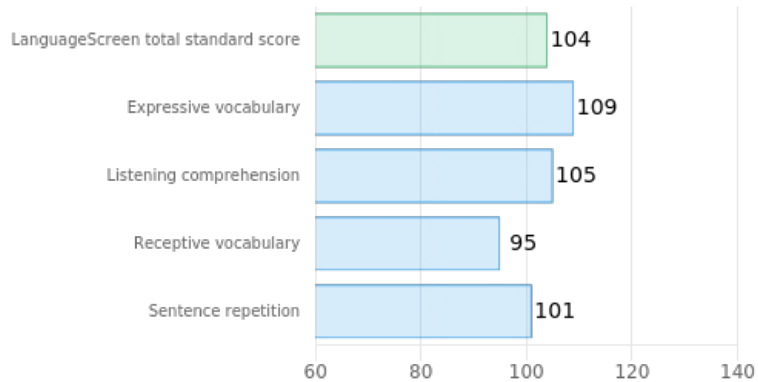


LanguageScreen assessment results for Livia Cameron

1A, Year 1, 5yr 6mo

Date/time assessed	Age at assessment	Assessment language	Expressive vocabulary	Listening comprehension	Receptive vocabulary	Sentence repetition	LanguageScreen total standard score	LanguageScreen total percentile rank
02/10/2023 11:38	5yr 5mo	English (UK)	109 (RS: 17)	105 (RS: 11)	95 (RS: 17)	101 (RS: 10)	104	62

LanguageScreen Profile for Livia Cameron



Livia's LanguageScreen Total standard score is 104. This equates to a percentile rank of 62, a score that places Livia within the top 38% of children in their age group.

Livia's language skills are not a cause for concern.

The graph shows the LanguageScreen Total standard score as well as the differences between standard scores on the subtests obtained by Livia. These differences may reflect many factors, including lapses of attention, and should not be overinterpreted.

Livia's highest scores is for Expressive Vocabulary, a test that assesses knowledge of words and the ability to retrieve them when they are needed. Livia's lowest scores is for Receptive Vocabulary, a test that taps vocabulary understanding as assessed by the ability to match spoken words to pictures.

Expressive Vocabulary (EV) assesses the ability to name pictures; a measure of vocabulary knowledge (24 items).

Listening Comprehension (LC) assesses the ability to understand spoken stories; a measure of both literal and inferential language comprehension and expressive language skills (3 stories, and a total of 16 questions).

Receptive Vocabulary (RV) assesses the ability to match spoken words to pictures; a measure of vocabulary understanding (23 items).

Sentence Repetition (SR) assesses the ability to repeat sentences; a measure of language comprehension and production skills (14 items).

Raw Scores (RS) are simply the number of correct answers on each subtest. Raw scores are hard to interpret because different subtests have different number of questions, and the expected score on each subtest will increase as a child gets older.

The pattern of **standard scores** for each child across the different LanguageScreen subtests shows their profile (what subtests they found easier and what subtests they found harder). However, differences between subtests may reflect many factors, including lapses of attention, and should not be overinterpreted.

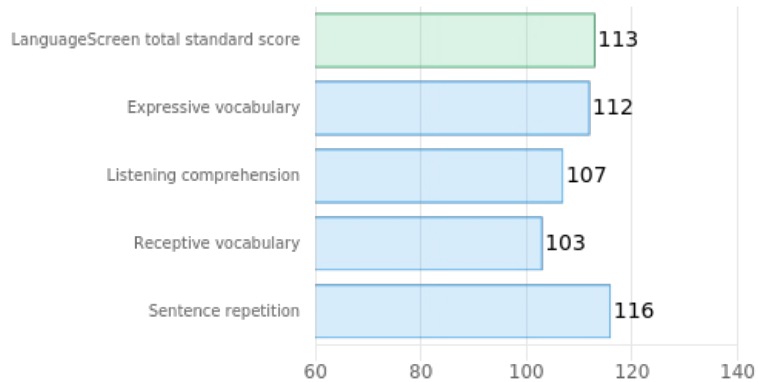


LanguageScreen assessment results for Carla Clark

1A, Year 1, 5yr 9mo

Date/time assessed	Age at assessment	Assessment language	Expressive vocabulary	Listening comprehension	Receptive vocabulary	Sentence repetition	LanguageScreen total standard score	LanguageScreen total percentile rank
02/10/2023 11:45	5yr 8mo	English (UK)	112 (RS: 18)	107 (RS: 12)	103 (RS: 19)	116 (RS: 13)	113	81

LanguageScreen Profile for Carla Clark



Carla's LanguageScreen Total standard score is 113. This equates to a percentile rank of 81, a score that places Carla within the top 19% of children in their age group.

Carla's language skills are not a cause for concern.

The graph shows the LanguageScreen Total standard score as well as the differences between standard scores on the subtests obtained by Carla. These differences may reflect many factors, including lapses of attention, and should not be overinterpreted.

Carla's highest scores is for Sentence Repetition, a test that assesses the ability to repeat sentences and that is sensitive to grammatical difficulties. Carla's lowest scores is for Receptive Vocabulary, a test that taps vocabulary understanding as assessed by the ability to match spoken words to pictures.

Expressive Vocabulary (EV) assesses the ability to name pictures; a measure of vocabulary knowledge (24 items).

Listening Comprehension (LC) assesses the ability to understand spoken stories; a measure of both literal and inferential language comprehension and expressive language skills (3 stories, and a total of 16 questions).

Receptive Vocabulary (RV) assesses the ability to match spoken words to pictures; a measure of vocabulary understanding (23 items).

Sentence Repetition (SR) assesses the ability to repeat sentences; a measure of language comprehension and production skills (14 items).

Raw Scores (RS) are simply the number of correct answers on each subtest. Raw scores are hard to interpret because different subtests have different number of questions, and the expected score on each subtest will increase as a child gets older.

The pattern of **standard scores** for each child across the different LanguageScreen subtests shows their profile (what subtests they found easier and what subtests they found harder). However, differences between subtests may reflect many factors, including lapses of attention, and should not be overinterpreted.

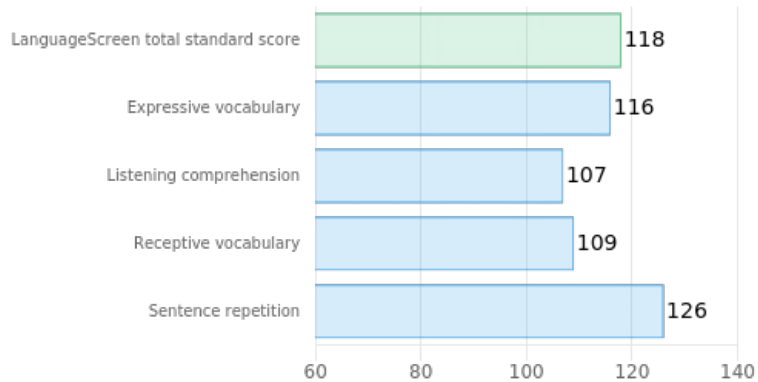


LanguageScreen assessment results for Jordan Douglas

1A, Year 1, 5yr 7mo

Date/time assessed	Age at assessment	Assessment language	Expressive vocabulary	Listening comprehension	Receptive vocabulary	Sentence repetition	LanguageScreen total standard score	LanguageScreen total percentile rank
02/10/2023 11:52	5yr 6mo	English (UK)	116 (RS: 19)	107 (RS: 12)	109 (RS: 20)	126 (RS: 14)	118	89

LanguageScreen Profile for Jordan Douglas



Jordan's LanguageScreen Total standard score is 118. This equates to a percentile rank of 89, a score that places Jordan within the top 11% of children in their age group.

Jordan's language skills are not a cause for concern.

The graph shows the LanguageScreen Total standard score as well as the differences between standard scores on the subtests obtained by Jordan. These differences may reflect many factors, including lapses of attention, and should not be overinterpreted.

Jordan's highest scores is for Sentence Repetition, a test that assesses the ability to repeat sentences and that is sensitive to grammatical difficulties. Jordan's lowest scores is for Listening Comprehension, a test that assesses the ability to understand spoken stories and includes questions tapping both literal and inferential understanding of text.

Expressive Vocabulary (EV) assesses the ability to name pictures; a measure of vocabulary knowledge (24 items).

Listening Comprehension (LC) assesses the ability to understand spoken stories; a measure of both literal and inferential language comprehension and expressive language skills (3 stories, and a total of 16 questions).

Receptive Vocabulary (RV) assesses the ability to match spoken words to pictures; a measure of vocabulary understanding (23 items).

Sentence Repetition (SR) assesses the ability to repeat sentences; a measure of language comprehension and production skills (14 items).

Raw Scores (RS) are simply the number of correct answers on each subtest. Raw scores are hard to interpret because different subtests have different number of questions, and the expected score on each subtest will increase as a child gets older.

The pattern of **standard scores** for each child across the different LanguageScreen subtests shows their profile (what subtests they found easier and what subtests they found harder). However, differences between subtests may reflect many factors, including lapses of attention, and should not be overinterpreted.

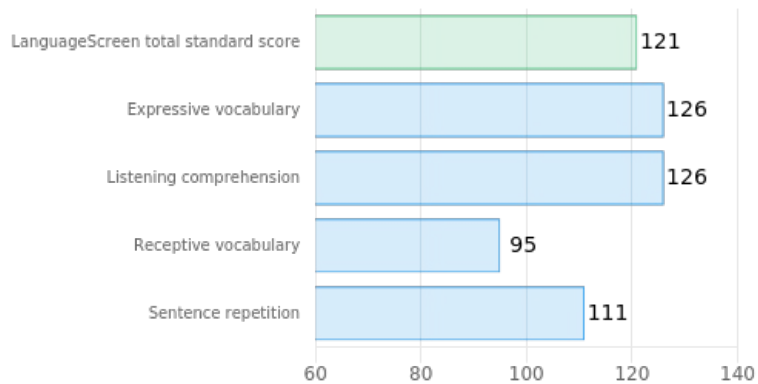


LanguageScreen assessment results for Hazel Duffy

1A, Year 1, 5yr 3mo

Date/time assessed	Age at assessment	Assessment language	Expressive vocabulary	Listening comprehension	Receptive vocabulary	Sentence repetition	LanguageScreen total standard score	LanguageScreen total percentile rank
02/10/2023 12:00	5yr 2mo	English (UK)	126 (RS: 21)	126 (RS: 15)	95 (RS: 17)	111 (RS: 12)	121	92

LanguageScreen Profile for Hazel Duffy



Hazel's LanguageScreen Total standard score is 121. This equates to a percentile rank of 92, a score that places Hazel within the top 8% of children in their age group.

Hazel's language skills are not a cause for concern.

The graph shows the LanguageScreen Total standard score as well as the differences between standard scores on the subtests obtained by Hazel. These differences may reflect many factors, including lapses of attention, and should not be overinterpreted.

Hazel's highest scores are for Expressive Vocabulary, a test that assesses knowledge of words and the ability to retrieve them when they are needed and Listening Comprehension, a test that assesses the ability to understand spoken stories and includes questions tapping both literal and inferential understanding of text. Hazel's lowest scores is for Receptive Vocabulary, a test that taps vocabulary understanding as assessed by the ability to match spoken words to pictures.

Expressive Vocabulary (EV) assesses the ability to name pictures; a measure of vocabulary knowledge (24 items).

Listening Comprehension (LC) assesses the ability to understand spoken stories; a measure of both literal and inferential language comprehension and expressive language skills (3 stories, and a total of 16 questions).

Receptive Vocabulary (RV) assesses the ability to match spoken words to pictures; a measure of vocabulary understanding (23 items).

Sentence Repetition (SR) assesses the ability to repeat sentences; a measure of language comprehension and production skills (14 items).

Raw Scores (RS) are simply the number of correct answers on each subtest. Raw scores are hard to interpret because different subtests have different number of questions, and the expected score on each subtest will increase as a child gets older.

The pattern of **standard scores** for each child across the different LanguageScreen subtests shows their profile (what subtests they found easier and what subtests they found harder). However, differences between subtests may reflect many factors, including lapses of attention, and should not be overinterpreted.

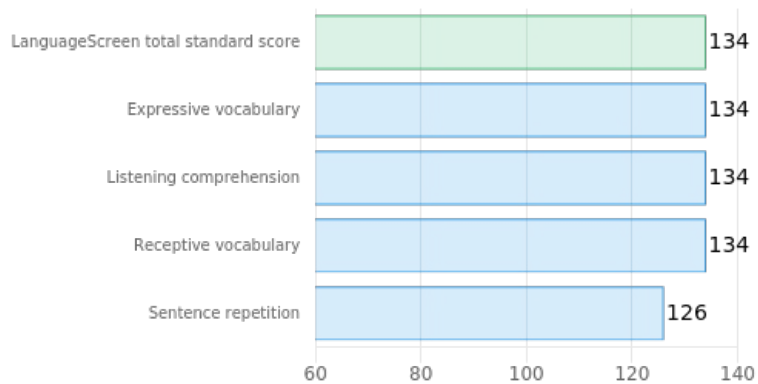


LanguageScreen assessment results for Kelsey Elliott

1A, Year 1, 5yr 6mo

Date/time assessed	Age at assessment	Assessment language	Expressive vocabulary	Listening comprehension	Receptive vocabulary	Sentence repetition	LanguageScreen total standard score	LanguageScreen total percentile rank
02/10/2023 12:07	5yr 5mo	English (UK)	134 (RS: 23)	134 (RS: 16)	134 (RS: 23)	126 (RS: 14)	134	99

LanguageScreen Profile for Kelsey Elliott



Kelsey's LanguageScreen Total standard score is 134. This equates to a percentile rank of 99, a score that places Kelsey within the top 1% of children in their age group.

Kelsey's language skills are not a cause for concern.

The graph shows the LanguageScreen Total standard score as well as the differences between standard scores on the subtests obtained by Kelsey. These differences may reflect many factors, including lapses of attention, and should not be overinterpreted.

Kelsey's highest scores are for Expressive Vocabulary, a test that assesses knowledge of words and the ability to retrieve them when they are needed; Receptive Vocabulary, a test that taps vocabulary understanding as assessed by the ability to match spoken words to pictures and Listening Comprehension, a test that assesses the ability to understand spoken stories and includes questions tapping both literal and inferential understanding of text. Kelsey's lowest scores is for Sentence Repetition, a test that assesses the ability to repeat sentences and that is sensitive to grammatical difficulties.

Expressive Vocabulary (EV) assesses the ability to name pictures; a measure of vocabulary knowledge (24 items).

Listening Comprehension (LC) assesses the ability to understand spoken stories; a measure of both literal and inferential language comprehension and expressive language skills (3 stories, and a total of 16 questions).

Receptive Vocabulary (RV) assesses the ability to match spoken words to pictures; a measure of vocabulary understanding (23 items).

Sentence Repetition (SR) assesses the ability to repeat sentences; a measure of language comprehension and production skills (14 items).

Raw Scores (RS) are simply the number of correct answers on each subtest. Raw scores are hard to interpret because different subtests have different number of questions, and the expected score on each subtest will increase as a child gets older.

The pattern of **standard scores** for each child across the different LanguageScreen subtests shows their profile (what subtests they found easier and what subtests they found harder). However, differences between subtests may reflect many factors, including lapses of attention, and should not be overinterpreted.

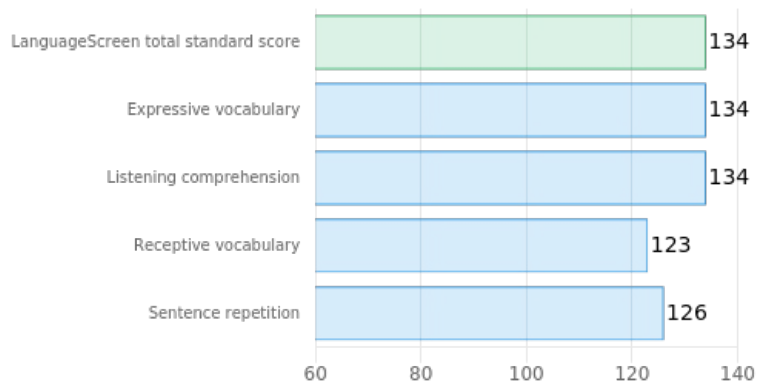


LanguageScreen assessment results for Abraham Farrell

1A, Year 1, 5yr 7mo

Date/time assessed	Age at assessment	Assessment language	Expressive vocabulary	Listening comprehension	Receptive vocabulary	Sentence repetition	LanguageScreen total standard score	LanguageScreen total percentile rank
02/10/2023 12:15	5yr 6mo	English (UK)	134 (RS: 24)	134 (RS: 16)	123 (RS: 22)	126 (RS: 14)	134	99

LanguageScreen Profile for Abraham Farrell



Abraham's LanguageScreen Total standard score is 134. This equates to a percentile rank of 99, a score that places Abraham within the top 1% of children in their age group.

Abraham's language skills are not a cause for concern.

The graph shows the LanguageScreen Total standard score as well as the differences between standard scores on the subtests obtained by Abraham. These differences may reflect many factors, including lapses of attention, and should not be overinterpreted.

Abraham's highest scores are for Expressive Vocabulary, a test that assesses knowledge of words and the ability to retrieve them when they are needed and Listening Comprehension, a test that assesses the ability to understand spoken stories and includes questions tapping both literal and inferential understanding of text. Abraham's lowest scores is for Receptive Vocabulary, a test that taps vocabulary understanding as assessed by the ability to match spoken words to pictures.

Expressive Vocabulary (EV) assesses the ability to name pictures; a measure of vocabulary knowledge (24 items).

Listening Comprehension (LC) assesses the ability to understand spoken stories; a measure of both literal and inferential language comprehension and expressive language skills (3 stories, and a total of 16 questions).

Receptive Vocabulary (RV) assesses the ability to match spoken words to pictures; a measure of vocabulary understanding (23 items).

Sentence Repetition (SR) assesses the ability to repeat sentences; a measure of language comprehension and production skills (14 items).

Raw Scores (RS) are simply the number of correct answers on each subtest. Raw scores are hard to interpret because different subtests have different number of questions, and the expected score on each subtest will increase as a child gets older.

The pattern of **standard scores** for each child across the different LanguageScreen subtests shows their profile (what subtests they found easier and what subtests they found harder). However, differences between subtests may reflect many factors, including lapses of attention, and should not be overinterpreted.

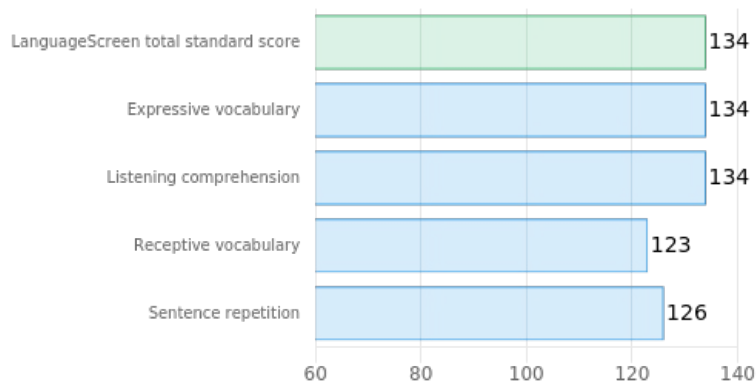


LanguageScreen assessment results for Eddy Fowler

1A, Year 1, 6yr 0mo

Date/time assessed	Age at assessment	Assessment language	Expressive vocabulary	Listening comprehension	Receptive vocabulary	Sentence repetition	LanguageScreen total standard score	LanguageScreen total percentile rank
02/10/2023 12:26	5yr 11mo	English (UK)	134 (RS: 24)	134 (RS: 16)	123 (RS: 22)	126 (RS: 14)	134	99

LanguageScreen Profile for Eddy Fowler



Eddy's LanguageScreen Total standard score is 134. This equates to a percentile rank of 99, a score that places Eddy within the top 1% of children in their age group.

Eddy's language skills are not a cause for concern.

The graph shows the LanguageScreen Total standard score as well as the differences between standard scores on the subtests obtained by Eddy. These differences may reflect many factors, including lapses of attention, and should not be overinterpreted.

Eddy's highest scores are for Expressive Vocabulary, a test that assesses knowledge of words and the ability to retrieve them when they are needed and Listening Comprehension, a test that assesses the ability to understand spoken stories and includes questions tapping both literal and inferential understanding of text. Eddy's lowest scores is for Receptive Vocabulary, a test that taps vocabulary understanding as assessed by the ability to match spoken words to pictures.

Expressive Vocabulary (EV) assesses the ability to name pictures; a measure of vocabulary knowledge (24 items).

Listening Comprehension (LC) assesses the ability to understand spoken stories; a measure of both literal and inferential language comprehension and expressive language skills (3 stories, and a total of 16 questions).

Receptive Vocabulary (RV) assesses the ability to match spoken words to pictures; a measure of vocabulary understanding (23 items).

Sentence Repetition (SR) assesses the ability to repeat sentences; a measure of language comprehension and production skills (14 items).

Raw Scores (RS) are simply the number of correct answers on each subtest. Raw scores are hard to interpret because different subtests have different number of questions, and the expected score on each subtest will increase as a child gets older.

The pattern of **standard scores** for each child across the different LanguageScreen subtests shows their profile (what subtests they found easier and what subtests they found harder). However, differences between subtests may reflect many factors, including lapses of attention, and should not be overinterpreted.

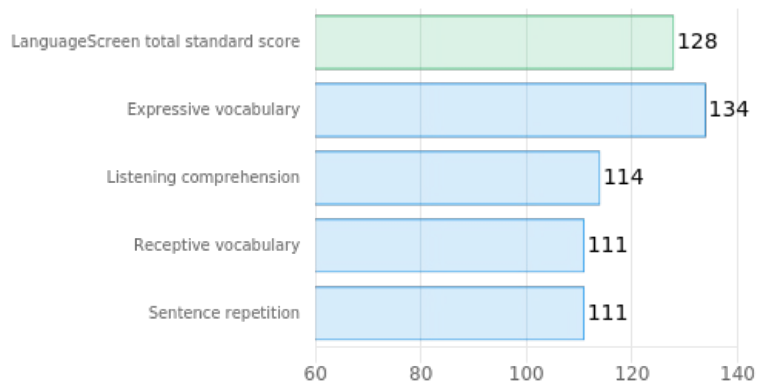


LanguageScreen assessment results for Albert Harris

1A, Year 1, 5yr 1mo

Date/time assessed	Age at assessment	Assessment language	Expressive vocabulary	Listening comprehension	Receptive vocabulary	Sentence repetition	LanguageScreen total standard score	LanguageScreen total percentile rank
02/10/2023 12:34	5yr 0mo	English (UK)	134 (RS: 24)	114 (RS: 13)	111 (RS: 20)	111 (RS: 12)	128	97

LanguageScreen Profile for Albert Harris



Albert's LanguageScreen Total standard score is 128. This equates to a percentile rank of 97, a score that places Albert within the top 3% of children in their age group.

Albert's language skills are not a cause for concern.

The graph shows the LanguageScreen Total standard score as well as the differences between standard scores on the subtests obtained by Albert. These differences may reflect many factors, including lapses of attention, and should not be overinterpreted.

Albert's highest scores is for Expressive Vocabulary, a test that assesses knowledge of words and the ability to retrieve them when they are needed. Albert's lowest scores are for Receptive Vocabulary, a test that taps vocabulary understanding as assessed by the ability to match spoken words to pictures and ["Receptive Vocabulary, a test that taps vocabulary understanding as assessed by the ability to match spoken words to pictures"].

Expressive Vocabulary (EV) assesses the ability to name pictures; a measure of vocabulary knowledge (24 items).

Listening Comprehension (LC) assesses the ability to understand spoken stories; a measure of both literal and inferential language comprehension and expressive language skills (3 stories, and a total of 16 questions).

Receptive Vocabulary (RV) assesses the ability to match spoken words to pictures; a measure of vocabulary understanding (23 items).

Sentence Repetition (SR) assesses the ability to repeat sentences; a measure of language comprehension and production skills (14 items).

Raw Scores (RS) are simply the number of correct answers on each subtest. Raw scores are hard to interpret because different subtests have different number of questions, and the expected score on each subtest will increase as a child gets older.

The pattern of **standard scores** for each child across the different LanguageScreen subtests shows their profile (what subtests they found easier and what subtests they found harder). However, differences between subtests may reflect many factors, including lapses of attention, and should not be overinterpreted.

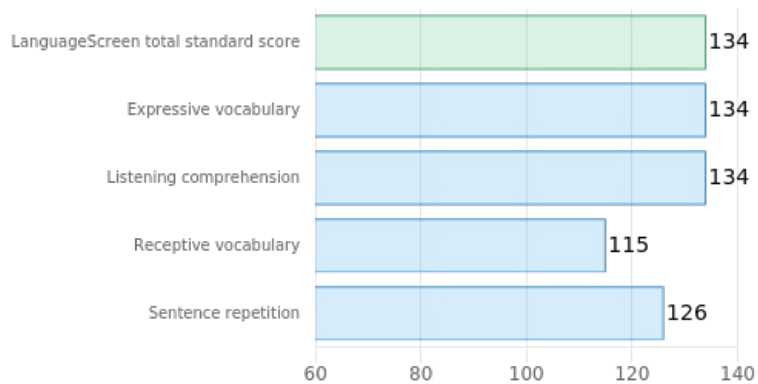


LanguageScreen assessment results for Deanna Johnson

1A, Year 1, 5yr 11mo

Date/time assessed	Age at assessment	Assessment language	Expressive vocabulary	Listening comprehension	Receptive vocabulary	Sentence repetition	LanguageScreen total standard score	LanguageScreen total percentile rank
02/10/2023 13:32	5yr 10mo	English (UK)	134 (RS: 23)	134 (RS: 16)	115 (RS: 21)	126 (RS: 14)	134	99

LanguageScreen Profile for Deanna Johnson



Deanna's LanguageScreen Total standard score is 134. This equates to a percentile rank of 99, a score that places Deanna within the top 1% of children in their age group.

Deanna's language skills are not a cause for concern.

The graph shows the LanguageScreen Total standard score as well as the differences between standard scores on the subtests obtained by Deanna. These differences may reflect many factors, including lapses of attention, and should not be overinterpreted.

Deanna's highest scores are for Expressive Vocabulary, a test that assesses knowledge of words and the ability to retrieve them when they are needed and Listening Comprehension, a test that assesses the ability to understand spoken stories and includes questions tapping both literal and inferential understanding of text. Deanna's lowest scores is for Receptive Vocabulary, a test that taps vocabulary understanding as assessed by the ability to match spoken words to pictures.

Expressive Vocabulary (EV) assesses the ability to name pictures; a measure of vocabulary knowledge (24 items).

Listening Comprehension (LC) assesses the ability to understand spoken stories; a measure of both literal and inferential language comprehension and expressive language skills (3 stories, and a total of 16 questions).

Receptive Vocabulary (RV) assesses the ability to match spoken words to pictures; a measure of vocabulary understanding (23 items).

Sentence Repetition (SR) assesses the ability to repeat sentences; a measure of language comprehension and production skills (14 items).

Raw Scores (RS) are simply the number of correct answers on each subtest. Raw scores are hard to interpret because different subtests have different number of questions, and the expected score on each subtest will increase as a child gets older.

The pattern of **standard scores** for each child across the different LanguageScreen subtests shows their profile (what subtests they found easier and what subtests they found harder). However, differences between subtests may reflect many factors, including lapses of attention, and should not be overinterpreted.

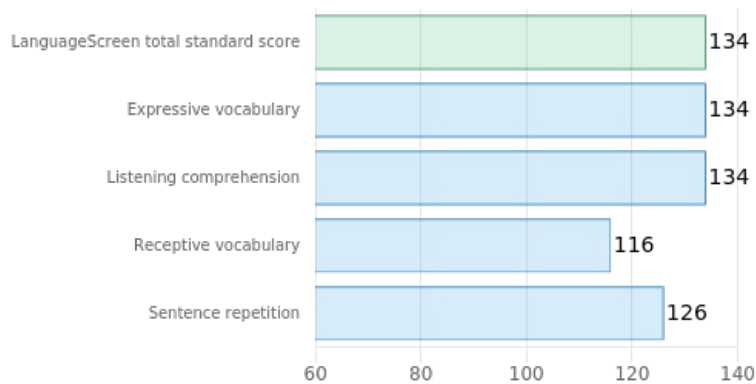


LanguageScreen assessment results for Guy Knight

1A, Year 1, 5yr 4mo

Date/time assessed	Age at assessment	Assessment language	Expressive vocabulary	Listening comprehension	Receptive vocabulary	Sentence repetition	LanguageScreen total standard score	LanguageScreen total percentile rank
02/10/2023 13:41	5yr 3mo	English (UK)	134 (RS: 24)	134 (RS: 16)	116 (RS: 21)	126 (RS: 14)	134	99

LanguageScreen Profile for Guy Knight



Guy's LanguageScreen Total standard score is 134. This equates to a percentile rank of 99, a score that places Guy within the top 1% of children in their age group.

Guy's language skills are not a cause for concern.

The graph shows the LanguageScreen Total standard score as well as the differences between standard scores on the subtests obtained by Guy. These differences may reflect many factors, including lapses of attention, and should not be overinterpreted.

Guy's highest scores are for Expressive Vocabulary, a test that assesses knowledge of words and the ability to retrieve them when they are needed and Listening Comprehension, a test that assesses the ability to understand spoken stories and includes questions tapping both literal and inferential understanding of text. Guy's lowest scores is for Receptive Vocabulary, a test that taps vocabulary understanding as assessed by the ability to match spoken words to pictures.

Expressive Vocabulary (EV) assesses the ability to name pictures; a measure of vocabulary knowledge (24 items).

Listening Comprehension (LC) assesses the ability to understand spoken stories; a measure of both literal and inferential language comprehension and expressive language skills (3 stories, and a total of 16 questions).

Receptive Vocabulary (RV) assesses the ability to match spoken words to pictures; a measure of vocabulary understanding (23 items).

Sentence Repetition (SR) assesses the ability to repeat sentences; a measure of language comprehension and production skills (14 items).

Raw Scores (RS) are simply the number of correct answers on each subtest. Raw scores are hard to interpret because different subtests have different number of questions, and the expected score on each subtest will increase as a child gets older.

The pattern of **standard scores** for each child across the different LanguageScreen subtests shows their profile (what subtests they found easier and what subtests they found harder). However, differences between subtests may reflect many factors, including lapses of attention, and should not be overinterpreted.

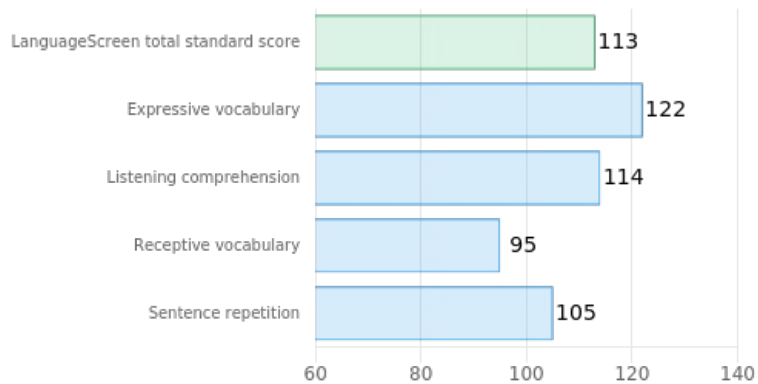


LanguageScreen assessment results for Cadie Mitchell

1A, Year 1, 5yr 2mo

Date/time assessed	Age at assessment	Assessment language	Expressive vocabulary	Listening comprehension	Receptive vocabulary	Sentence repetition	LanguageScreen total standard score	LanguageScreen total percentile rank
02/10/2023 16:02	5yr 1mo	English (UK)	122 (RS: 20)	114 (RS: 13)	95 (RS: 17)	105 (RS: 11)	113	82

LanguageScreen Profile for Cadie Mitchell



Cadie's LanguageScreen Total standard score is 113. This equates to a percentile rank of 82, a score that places Cadie within the top 18% of children in their age group.

Cadie's language skills are not a cause for concern.

The graph shows the LanguageScreen Total standard score as well as the differences between standard scores on the subtests obtained by Cadie. These differences may reflect many factors, including lapses of attention, and should not be overinterpreted.

Cadie's highest scores is for Expressive Vocabulary, a test that assesses knowledge of words and the ability to retrieve them when they are needed. Cadie's lowest scores is for Receptive Vocabulary, a test that taps vocabulary understanding as assessed by the ability to match spoken words to pictures.

Expressive Vocabulary (EV) assesses the ability to name pictures; a measure of vocabulary knowledge (24 items).

Listening Comprehension (LC) assesses the ability to understand spoken stories; a measure of both literal and inferential language comprehension and expressive language skills (3 stories, and a total of 16 questions).

Receptive Vocabulary (RV) assesses the ability to match spoken words to pictures; a measure of vocabulary understanding (23 items).

Sentence Repetition (SR) assesses the ability to repeat sentences; a measure of language comprehension and production skills (14 items).

Raw Scores (RS) are simply the number of correct answers on each subtest. Raw scores are hard to interpret because different subtests have different number of questions, and the expected score on each subtest will increase as a child gets older.

The pattern of **standard scores** for each child across the different LanguageScreen subtests shows their profile (what subtests they found easier and what subtests they found harder). However, differences between subtests may reflect many factors, including lapses of attention, and should not be overinterpreted.

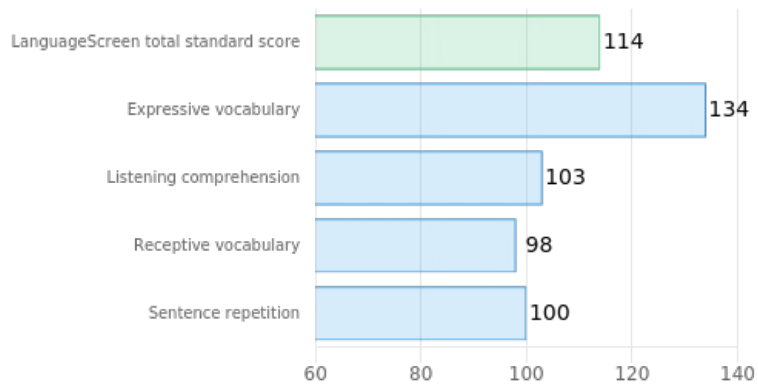


LanguageScreen assessment results for Saif Morris

1A, Year 1, 6yr 0mo

Date/time assessed	Age at assessment	Assessment language	Expressive vocabulary	Listening comprehension	Receptive vocabulary	Sentence repetition	LanguageScreen total standard score	LanguageScreen total percentile rank
02/10/2023 15:50	5yr 11mo	English (UK)	134 (RS: 24)	103 (RS: 11)	98 (RS: 18)	100 (RS: 10)	114	84

LanguageScreen Profile for Saif Morris



Saif's LanguageScreen Total standard score is 114. This equates to a percentile rank of 84, a score that places Saif within the top 16% of children in their age group.

Saif's language skills are not a cause for concern.

The graph shows the LanguageScreen Total standard score as well as the differences between standard scores on the subtests obtained by Saif. These differences may reflect many factors, including lapses of attention, and should not be overinterpreted.

Saif's highest scores is for Expressive Vocabulary, a test that assesses knowledge of words and the ability to retrieve them when they are needed. Saif's lowest scores is for Receptive Vocabulary, a test that taps vocabulary understanding as assessed by the ability to match spoken words to pictures.

Expressive Vocabulary (EV) assesses the ability to name pictures; a measure of vocabulary knowledge (24 items).

Listening Comprehension (LC) assesses the ability to understand spoken stories; a measure of both literal and inferential language comprehension and expressive language skills (3 stories, and a total of 16 questions).

Receptive Vocabulary (RV) assesses the ability to match spoken words to pictures; a measure of vocabulary understanding (23 items).

Sentence Repetition (SR) assesses the ability to repeat sentences; a measure of language comprehension and production skills (14 items).

Raw Scores (RS) are simply the number of correct answers on each subtest. Raw scores are hard to interpret because different subtests have different number of questions, and the expected score on each subtest will increase as a child gets older.

The pattern of **standard scores** for each child across the different LanguageScreen subtests shows their profile (what subtests they found easier and what subtests they found harder). However, differences between subtests may reflect many factors, including lapses of attention, and should not be overinterpreted.

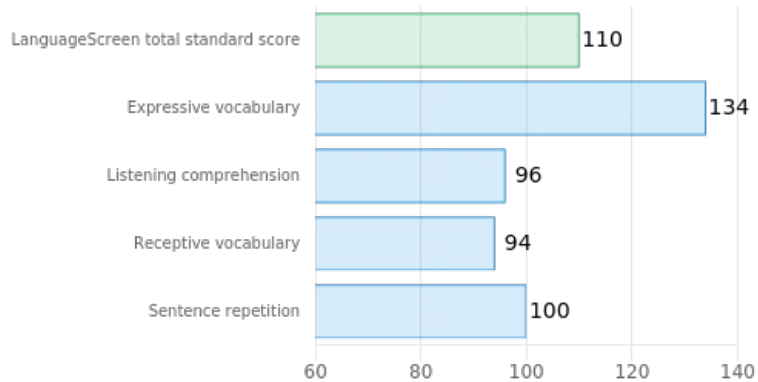


LanguageScreen assessment results for Kayla Mullins

1A, Year 1, 5yr 9mo

Date/time assessed	Age at assessment	Assessment language	Expressive vocabulary	Listening comprehension	Receptive vocabulary	Sentence repetition	LanguageScreen total standard score	LanguageScreen total percentile rank
02/10/2023 15:45	5yr 8mo	English (UK)	134 (RS: 24)	96 (RS: 9)	94 (RS: 17)	100 (RS: 10)	110	75

LanguageScreen Profile for Kayla Mullins



Kayla's LanguageScreen Total standard score is 110. This equates to a percentile rank of 75, a score that places Kayla within the top 25% of children in their age group.

Kayla's language skills are not a cause for concern.

The graph shows the LanguageScreen Total standard score as well as the differences between standard scores on the subtests obtained by Kayla. These differences may reflect many factors, including lapses of attention, and should not be overinterpreted.

Kayla's highest scores is for Expressive Vocabulary, a test that assesses knowledge of words and the ability to retrieve them when they are needed. Kayla's lowest scores is for Receptive Vocabulary, a test that taps vocabulary understanding as assessed by the ability to match spoken words to pictures.

Expressive Vocabulary (EV) assesses the ability to name pictures; a measure of vocabulary knowledge (24 items).

Listening Comprehension (LC) assesses the ability to understand spoken stories; a measure of both literal and inferential language comprehension and expressive language skills (3 stories, and a total of 16 questions).

Receptive Vocabulary (RV) assesses the ability to match spoken words to pictures; a measure of vocabulary understanding (23 items).

Sentence Repetition (SR) assesses the ability to repeat sentences; a measure of language comprehension and production skills (14 items).

Raw Scores (RS) are simply the number of correct answers on each subtest. Raw scores are hard to interpret because different subtests have different number of questions, and the expected score on each subtest will increase as a child gets older.

The pattern of **standard scores** for each child across the different LanguageScreen subtests shows their profile (what subtests they found easier and what subtests they found harder). However, differences between subtests may reflect many factors, including lapses of attention, and should not be overinterpreted.

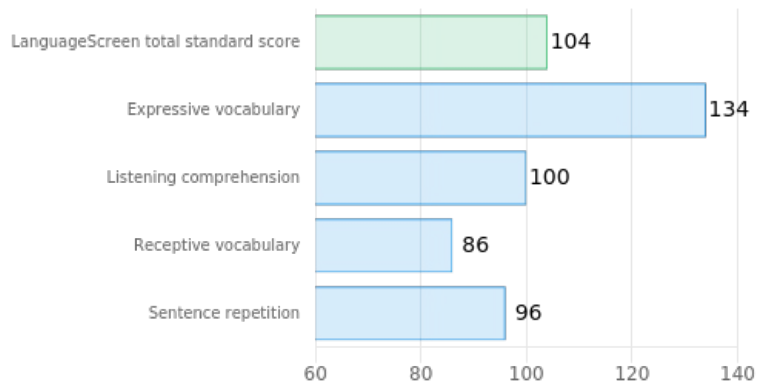


LanguageScreen assessment results for Arron Nelson

1A, Year 1, 5yr 8mo

Date/time assessed	Age at assessment	Assessment language	Expressive vocabulary	Listening comprehension	Receptive vocabulary	Sentence repetition	LanguageScreen total standard score	LanguageScreen total percentile rank
02/10/2023 15:40	5yr 7mo	English (UK)	134 (RS: 22)	100 (RS: 10)	86 (RS: 15)	96 (RS: 9)	104	61

LanguageScreen Profile for Arron Nelson



Arron's LanguageScreen Total standard score is 104. This equates to a percentile rank of 61, a score that places Arron within the top 39% of children in their age group.

Arron's language skills are not a cause for concern.

The graph shows the LanguageScreen Total standard score as well as the differences between standard scores on the subtests obtained by Arron. These differences may reflect many factors, including lapses of attention, and should not be overinterpreted.

Arron's highest scores is for Expressive Vocabulary, a test that assesses knowledge of words and the ability to retrieve them when they are needed. Arron's lowest scores is for Receptive Vocabulary, a test that taps vocabulary understanding as assessed by the ability to match spoken words to pictures.

Expressive Vocabulary (EV) assesses the ability to name pictures; a measure of vocabulary knowledge (24 items).

Listening Comprehension (LC) assesses the ability to understand spoken stories; a measure of both literal and inferential language comprehension and expressive language skills (3 stories, and a total of 16 questions).

Receptive Vocabulary (RV) assesses the ability to match spoken words to pictures; a measure of vocabulary understanding (23 items).

Sentence Repetition (SR) assesses the ability to repeat sentences; a measure of language comprehension and production skills (14 items).

Raw Scores (RS) are simply the number of correct answers on each subtest. Raw scores are hard to interpret because different subtests have different number of questions, and the expected score on each subtest will increase as a child gets older.

The pattern of **standard scores** for each child across the different LanguageScreen subtests shows their profile (what subtests they found easier and what subtests they found harder). However, differences between subtests may reflect many factors, including lapses of attention, and should not be overinterpreted.

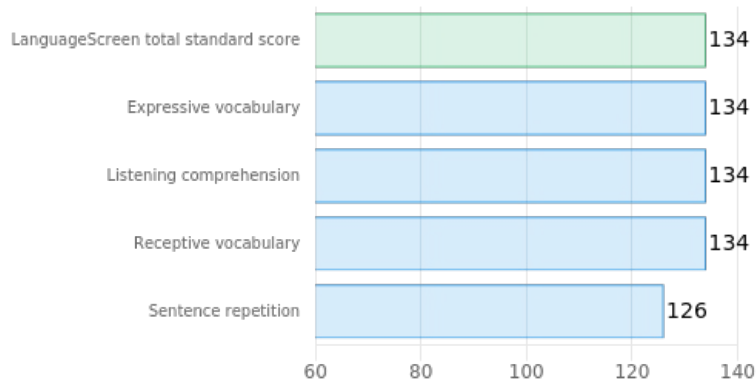


LanguageScreen assessment results for Shane O'Malley

1A, Year 1, 6yr 0mo

Date/time assessed	Age at assessment	Assessment language	Expressive vocabulary	Listening comprehension	Receptive vocabulary	Sentence repetition	LanguageScreen total standard score	LanguageScreen total percentile rank
02/10/2023 14:09	5yr 11mo	English (UK)	134 (RS: 24)	134 (RS: 16)	134 (RS: 23)	126 (RS: 14)	134	99

LanguageScreen Profile for Shane O'Malley



Shane's LanguageScreen Total standard score is 134. This equates to a percentile rank of 99, a score that places Shane within the top 1% of children in their age group.

Shane's language skills are not a cause for concern.

The graph shows the LanguageScreen Total standard score as well as the differences between standard scores on the subtests obtained by Shane. These differences may reflect many factors, including lapses of attention, and should not be overinterpreted.

Shane's highest scores are for Expressive Vocabulary, a test that assesses knowledge of words and the ability to retrieve them when they are needed; Receptive Vocabulary, a test that taps vocabulary understanding as assessed by the ability to match spoken words to pictures and Listening Comprehension, a test that assesses the ability to understand spoken stories and includes questions tapping both literal and inferential understanding of text. Shane's lowest scores is for Sentence Repetition, a test that assesses the ability to repeat sentences and that is sensitive to grammatical difficulties.

Expressive Vocabulary (EV) assesses the ability to name pictures; a measure of vocabulary knowledge (24 items).

Listening Comprehension (LC) assesses the ability to understand spoken stories; a measure of both literal and inferential language comprehension and expressive language skills (3 stories, and a total of 16 questions).

Receptive Vocabulary (RV) assesses the ability to match spoken words to pictures; a measure of vocabulary understanding (23 items).

Sentence Repetition (SR) assesses the ability to repeat sentences; a measure of language comprehension and production skills (14 items).

Raw Scores (RS) are simply the number of correct answers on each subtest. Raw scores are hard to interpret because different subtests have different number of questions, and the expected score on each subtest will increase as a child gets older.

The pattern of **standard scores** for each child across the different LanguageScreen subtests shows their profile (what subtests they found easier and what subtests they found harder). However, differences between subtests may reflect many factors, including lapses of attention, and should not be overinterpreted.

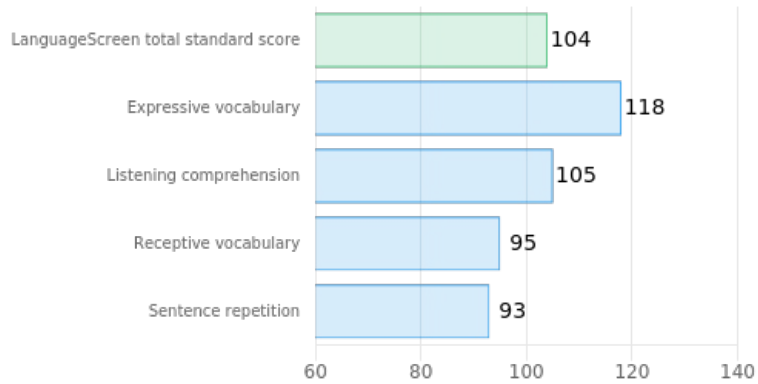


LanguageScreen assessment results for Jacques Ochoa

1A, Year 1, 5yr 1mo

Date/time assessed	Age at assessment	Assessment language	Expressive vocabulary	Listening comprehension	Receptive vocabulary	Sentence repetition	LanguageScreen total standard score	LanguageScreen total percentile rank
02/10/2023 14:02	5yr 0mo	English (UK)	118 (RS: 19)	105 (RS: 11)	95 (RS: 17)	93 (RS: 8)	104	62

LanguageScreen Profile for Jacques Ochoa



Jacques's LanguageScreen Total standard score is 104. This equates to a percentile rank of 62, a score that places Jacques within the top 38% of children in their age group.

Jacques's language skills are not a cause for concern.

The graph shows the LanguageScreen Total standard score as well as the differences between standard scores on the subtests obtained by Jacques. These differences may reflect many factors, including lapses of attention, and should not be overinterpreted.

Jacques's highest scores is for Expressive Vocabulary, a test that assesses knowledge of words and the ability to retrieve them when they are needed. Jacques's lowest scores is for Sentence Repetition, a test that assesses the ability to repeat sentences and that is sensitive to grammatical difficulties.

Expressive Vocabulary (EV) assesses the ability to name pictures; a measure of vocabulary knowledge (24 items).

Listening Comprehension (LC) assesses the ability to understand spoken stories; a measure of both literal and inferential language comprehension and expressive language skills (3 stories, and a total of 16 questions).

Receptive Vocabulary (RV) assesses the ability to match spoken words to pictures; a measure of vocabulary understanding (23 items).

Sentence Repetition (SR) assesses the ability to repeat sentences; a measure of language comprehension and production skills (14 items).

Raw Scores (RS) are simply the number of correct answers on each subtest. Raw scores are hard to interpret because different subtests have different number of questions, and the expected score on each subtest will increase as a child gets older.

The pattern of **standard scores** for each child across the different LanguageScreen subtests shows their profile (what subtests they found easier and what subtests they found harder). However, differences between subtests may reflect many factors, including lapses of attention, and should not be overinterpreted.

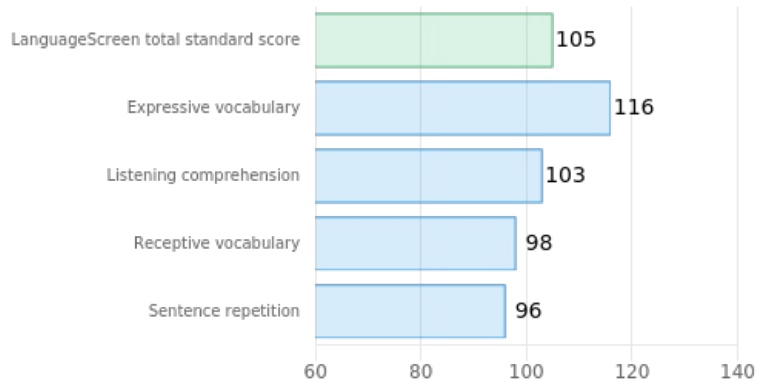


LanguageScreen assessment results for Ayla Ortega

1A, Year 1, 5yr 9mo

Date/time assessed	Age at assessment	Assessment language	Expressive vocabulary	Listening comprehension	Receptive vocabulary	Sentence repetition	LanguageScreen total standard score	LanguageScreen total percentile rank
02/10/2023 13:50	5yr 8mo	English (UK)	116 (RS: 19)	103 (RS: 11)	98 (RS: 18)	96 (RS: 9)	105	65

LanguageScreen Profile for Ayla Ortega



Ayla's LanguageScreen Total standard score is 105. This equates to a percentile rank of 65, a score that places Ayla within the top 35% of children in their age group.

Ayla's language skills are not a cause for concern.

The graph shows the LanguageScreen Total standard score as well as the differences between standard scores on the subtests obtained by Ayla. These differences may reflect many factors, including lapses of attention, and should not be overinterpreted.

Ayla's highest scores is for Expressive Vocabulary, a test that assesses knowledge of words and the ability to retrieve them when they are needed. Ayla's lowest scores is for Sentence Repetition, a test that assesses the ability to repeat sentences and that is sensitive to grammatical difficulties.

Expressive Vocabulary (EV) assesses the ability to name pictures; a measure of vocabulary knowledge (24 items).

Listening Comprehension (LC) assesses the ability to understand spoken stories; a measure of both literal and inferential language comprehension and expressive language skills (3 stories, and a total of 16 questions).

Receptive Vocabulary (RV) assesses the ability to match spoken words to pictures; a measure of vocabulary understanding (23 items).

Sentence Repetition (SR) assesses the ability to repeat sentences; a measure of language comprehension and production skills (14 items).

Raw Scores (RS) are simply the number of correct answers on each subtest. Raw scores are hard to interpret because different subtests have different number of questions, and the expected score on each subtest will increase as a child gets older.

The pattern of **standard scores** for each child across the different LanguageScreen subtests shows their profile (what subtests they found easier and what subtests they found harder). However, differences between subtests may reflect many factors, including lapses of attention, and should not be overinterpreted.

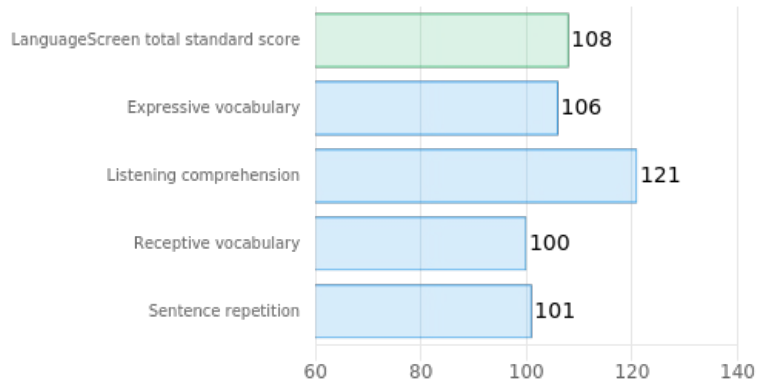


LanguageScreen assessment results for Jennifer Owen

1A, Year 1, 5yr 3mo

Date/time assessed	Age at assessment	Assessment language	Expressive vocabulary	Listening comprehension	Receptive vocabulary	Sentence repetition	LanguageScreen total standard score	LanguageScreen total percentile rank
02/10/2023 13:45	5yr 2mo	English (UK)	106 (RS: 16)	121 (RS: 14)	100 (RS: 18)	101 (RS: 10)	108	72

LanguageScreen Profile for Jennifer Owen



Jennifer's LanguageScreen Total standard score is 108. This equates to a percentile rank of 72, a score that places Jennifer within the top 28% of children in their age group.

Jennifer's language skills are not a cause for concern.

The graph shows the LanguageScreen Total standard score as well as the differences between standard scores on the subtests obtained by Jennifer. These differences may reflect many factors, including lapses of attention, and should not be overinterpreted.

Jennifer's highest scores is for Listening Comprehension, a test that assesses the ability to understand spoken stories and includes questions tapping both literal and inferential understanding of text. Jennifer's lowest scores is for Receptive Vocabulary, a test that taps vocabulary understanding as assessed by the ability to match spoken words to pictures.

Expressive Vocabulary (EV) assesses the ability to name pictures; a measure of vocabulary knowledge (24 items).

Listening Comprehension (LC) assesses the ability to understand spoken stories; a measure of both literal and inferential language comprehension and expressive language skills (3 stories, and a total of 16 questions).

Receptive Vocabulary (RV) assesses the ability to match spoken words to pictures; a measure of vocabulary understanding (23 items).

Sentence Repetition (SR) assesses the ability to repeat sentences; a measure of language comprehension and production skills (14 items).

Raw Scores (RS) are simply the number of correct answers on each subtest. Raw scores are hard to interpret because different subtests have different number of questions, and the expected score on each subtest will increase as a child gets older.

The pattern of **standard scores** for each child across the different LanguageScreen subtests shows their profile (what subtests they found easier and what subtests they found harder). However, differences between subtests may reflect many factors, including lapses of attention, and should not be overinterpreted.

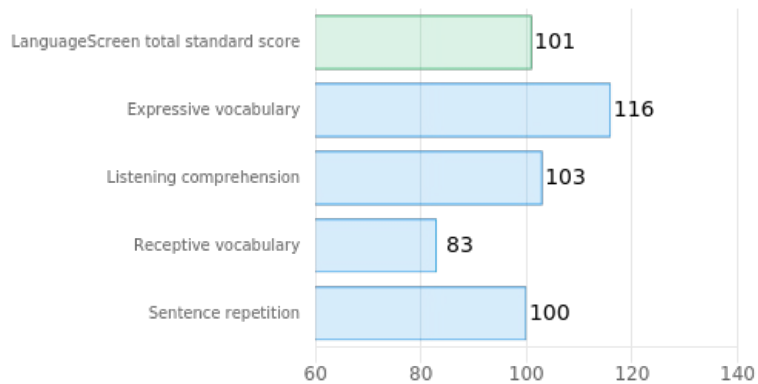


LanguageScreen assessment results for Lucia Perry

1A, Year 1, 5yr 10mo

Date/time assessed	Age at assessment	Assessment language	Expressive vocabulary	Listening comprehension	Receptive vocabulary	Sentence repetition	LanguageScreen total standard score	LanguageScreen total percentile rank
02/10/2023 11:38	5yr 9mo	English (UK)	116 (RS: 19)	103 (RS: 11)	83 (RS: 14)	100 (RS: 10)	101	55

LanguageScreen Profile for Lucia Perry



Lucia's LanguageScreen Total standard score is 101. This equates to a percentile rank of 55, a score that places Lucia within the top 45% of children in their age group.

Lucia's language skills are not a cause for concern.

The graph shows the LanguageScreen Total standard score as well as the differences between standard scores on the subtests obtained by Lucia. These differences may reflect many factors, including lapses of attention, and should not be overinterpreted.

Lucia's highest scores is for Expressive Vocabulary, a test that assesses knowledge of words and the ability to retrieve them when they are needed. Lucia's lowest scores is for Receptive Vocabulary, a test that taps vocabulary understanding as assessed by the ability to match spoken words to pictures.

Expressive Vocabulary (EV) assesses the ability to name pictures; a measure of vocabulary knowledge (24 items).

Listening Comprehension (LC) assesses the ability to understand spoken stories; a measure of both literal and inferential language comprehension and expressive language skills (3 stories, and a total of 16 questions).

Receptive Vocabulary (RV) assesses the ability to match spoken words to pictures; a measure of vocabulary understanding (23 items).

Sentence Repetition (SR) assesses the ability to repeat sentences; a measure of language comprehension and production skills (14 items).

Raw Scores (RS) are simply the number of correct answers on each subtest. Raw scores are hard to interpret because different subtests have different number of questions, and the expected score on each subtest will increase as a child gets older.

The pattern of **standard scores** for each child across the different LanguageScreen subtests shows their profile (what subtests they found easier and what subtests they found harder). However, differences between subtests may reflect many factors, including lapses of attention, and should not be overinterpreted.

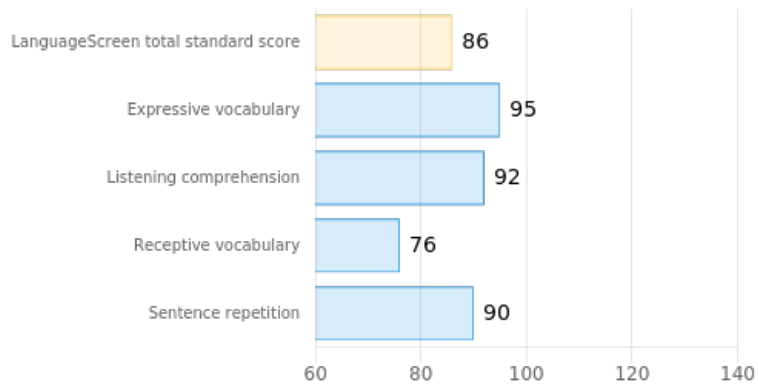


LanguageScreen assessment results for Walter Phillips

1A, Year 1, 5yr 8mo

Date/time assessed	Age at assessment	Assessment language	Expressive vocabulary	Listening comprehension	Receptive vocabulary	Sentence repetition	LanguageScreen total standard score	LanguageScreen total percentile rank
02/10/2023 11:33	5yr 7mo	English (UK)	95 (RS: 13)	92 (RS: 8)	76 (RS: 11)	90 (RS: 7)	86	19

LanguageScreen Profile for Walter Phillips



Walter's LanguageScreen Total standard score is 86. This equates to a percentile rank of 19, a score that places Walter within the bottom 19% of children in their age group.

Walter's language skills are a slight cause for concern; Walter may benefit from language support.

The graph shows the LanguageScreen Total standard score as well as the differences between standard scores on the subtests obtained by Walter. These differences may reflect many factors, including lapses of attention, and should not be overinterpreted.

Walter's highest scores is for Expressive Vocabulary, a test that assesses knowledge of words and the ability to retrieve them when they are needed. Walter's lowest scores is for Receptive Vocabulary, a test that taps vocabulary understanding as assessed by the ability to match spoken words to pictures.

Expressive Vocabulary (EV) assesses the ability to name pictures; a measure of vocabulary knowledge (24 items).

Listening Comprehension (LC) assesses the ability to understand spoken stories; a measure of both literal and inferential language comprehension and expressive language skills (3 stories, and a total of 16 questions).

Receptive Vocabulary (RV) assesses the ability to match spoken words to pictures; a measure of vocabulary understanding (23 items).

Sentence Repetition (SR) assesses the ability to repeat sentences; a measure of language comprehension and production skills (14 items).

Raw Scores (RS) are simply the number of correct answers on each subtest. Raw scores are hard to interpret because different subtests have different number of questions, and the expected score on each subtest will increase as a child gets older.

The pattern of **standard scores** for each child across the different LanguageScreen subtests shows their profile (what subtests they found easier and what subtests they found harder). However, differences between subtests may reflect many factors, including lapses of attention, and should not be overinterpreted.

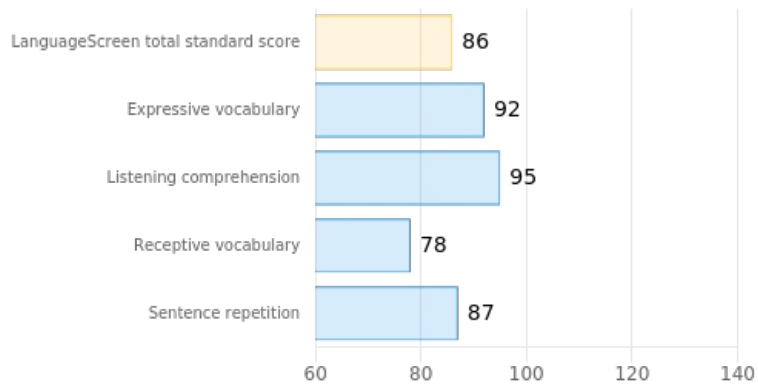


LanguageScreen assessment results for Eddy Riley

1A, Year 1, 5yr 4mo

Date/time assessed	Age at assessment	Assessment language	Expressive vocabulary	Listening comprehension	Receptive vocabulary	Sentence repetition	LanguageScreen total standard score	LanguageScreen total percentile rank
02/10/2023 11:28	5yr 3mo	English (UK)	92 (RS: 12)	95 (RS: 8)	78 (RS: 12)	87 (RS: 6)	86	19

LanguageScreen Profile for Eddy Riley



Eddy's LanguageScreen Total standard score is 86. This equates to a percentile rank of 19, a score that places Eddy within the bottom 19% of children in their age group.

Eddy's language skills are a slight cause for concern; Eddy may benefit from language support.

The graph shows the LanguageScreen Total standard score as well as the differences between standard scores on the subtests obtained by Eddy. These differences may reflect many factors, including lapses of attention, and should not be overinterpreted.

Eddy's highest scores is for Listening Comprehension, a test that assesses the ability to understand spoken stories and includes questions tapping both literal and inferential understanding of text. Eddy's lowest scores is for Receptive Vocabulary, a test that taps vocabulary understanding as assessed by the ability to match spoken words to pictures.

Expressive Vocabulary (EV) assesses the ability to name pictures; a measure of vocabulary knowledge (24 items).

Listening Comprehension (LC) assesses the ability to understand spoken stories; a measure of both literal and inferential language comprehension and expressive language skills (3 stories, and a total of 16 questions).

Receptive Vocabulary (RV) assesses the ability to match spoken words to pictures; a measure of vocabulary understanding (23 items).

Sentence Repetition (SR) assesses the ability to repeat sentences; a measure of language comprehension and production skills (14 items).

Raw Scores (RS) are simply the number of correct answers on each subtest. Raw scores are hard to interpret because different subtests have different number of questions, and the expected score on each subtest will increase as a child gets older.

The pattern of **standard scores** for each child across the different LanguageScreen subtests shows their profile (what subtests they found easier and what subtests they found harder). However, differences between subtests may reflect many factors, including lapses of attention, and should not be overinterpreted.

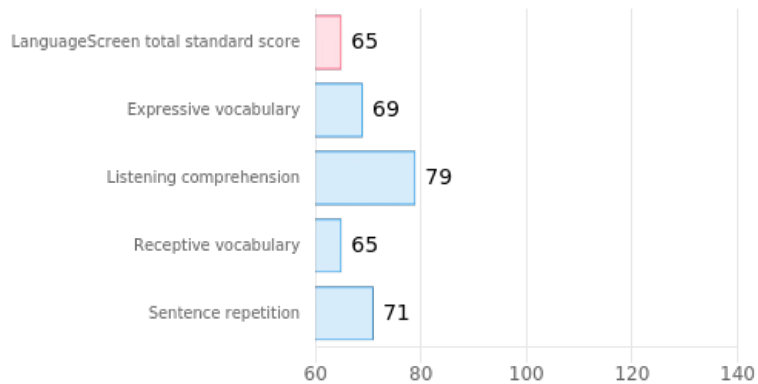


LanguageScreen assessment results for Tessa Vega

1A, Year 1, 5yr 10mo

Date/time assessed	Age at assessment	Assessment language	Expressive vocabulary	Listening comprehension	Receptive vocabulary	Sentence repetition	LanguageScreen total standard score	LanguageScreen total percentile rank
02/10/2023 10:24	5yr 9mo	English (UK)	69 (RS: 2)	79 (RS: 3)	65 (RS: 6)	71 (RS: 1)	65	1

LanguageScreen Profile for Tessa Vega



Tessa's LanguageScreen Total standard score is 65. This equates to a percentile rank of 1, a score that places Tessa within the bottom 1% of children in their age group.

Tessa's language skills are a clear cause for concern; Tessa should be given language intervention if possible.

The graph shows the LanguageScreen Total standard score as well as the differences between standard scores on the subtests obtained by Tessa. These differences may reflect many factors, including lapses of attention, and should not be overinterpreted.

Tessa's highest scores is for Listening Comprehension, a test that assesses the ability to understand spoken stories and includes questions tapping both literal and inferential understanding of text. Tessa's lowest scores is for Receptive Vocabulary, a test that taps vocabulary understanding as assessed by the ability to match spoken words to pictures.

Expressive Vocabulary (EV) assesses the ability to name pictures; a measure of vocabulary knowledge (24 items).

Listening Comprehension (LC) assesses the ability to understand spoken stories; a measure of both literal and inferential language comprehension and expressive language skills (3 stories, and a total of 16 questions).

Receptive Vocabulary (RV) assesses the ability to match spoken words to pictures; a measure of vocabulary understanding (23 items).

Sentence Repetition (SR) assesses the ability to repeat sentences; a measure of language comprehension and production skills (14 items).

Raw Scores (RS) are simply the number of correct answers on each subtest. Raw scores are hard to interpret because different subtests have different number of questions, and the expected score on each subtest will increase as a child gets older.

The pattern of **standard scores** for each child across the different LanguageScreen subtests shows their profile (what subtests they found easier and what subtests they found harder). However, differences between subtests may reflect many factors, including lapses of attention, and should not be overinterpreted.

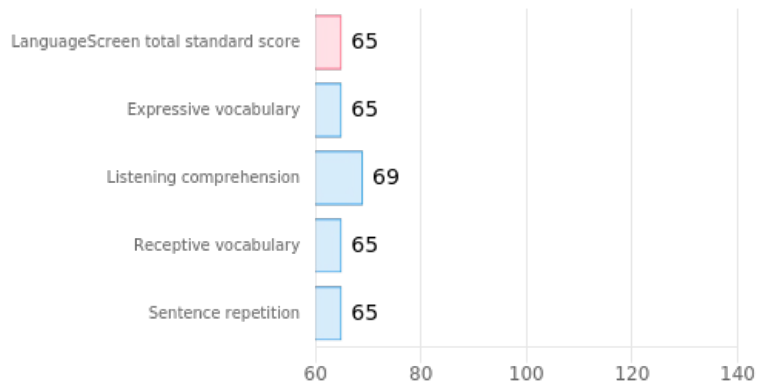


LanguageScreen assessment results for Richard Whitaker

1A, Year 1, 5yr 1mo

Date/time assessed	Age at assessment	Assessment language	Expressive vocabulary	Listening comprehension	Receptive vocabulary	Sentence repetition	LanguageScreen total standard score	LanguageScreen total percentile rank
02/10/2023 10:21	5yr 0mo	English (UK)	65 (RS: 0)	69 (RS: 0)	65 (RS: 2)	65 (RS: 0)	65	1

LanguageScreen Profile for Richard Whitaker



Richard's LanguageScreen Total standard score is 65. This equates to a percentile rank of 1, a score that places Richard within the bottom 1% of children in their age group.

Richard's language skills are a clear cause for concern; Richard should be given language intervention if possible.

The graph shows the LanguageScreen Total standard score as well as the differences between standard scores on the subtests obtained by Richard. These differences may reflect many factors, including lapses of attention, and should not be overinterpreted.

Richard's highest scores is for Listening Comprehension, a test that assesses the ability to understand spoken stories and includes questions tapping both literal and inferential understanding of text. Richard's lowest scores are for Expressive Vocabulary, a test that assesses knowledge of words and the ability to retrieve them when they are needed; Receptive Vocabulary, a test that taps vocabulary understanding as assessed by the ability to match spoken words to pictures and ["Expressive Vocabulary, a test that assesses knowledge of words and the ability to retrieve them when they are needed", "Receptive Vocabulary, a test that taps vocabulary understanding as assessed by the ability to match spoken words to pictures"].

Expressive Vocabulary (EV) assesses the ability to name pictures; a measure of vocabulary knowledge (24 items).

Listening Comprehension (LC) assesses the ability to understand spoken stories; a measure of both literal and inferential language comprehension and expressive language skills (3 stories, and a total of 16 questions).

Receptive Vocabulary (RV) assesses the ability to match spoken words to pictures; a measure of vocabulary understanding (23 items).

Sentence Repetition (SR) assesses the ability to repeat sentences; a measure of language comprehension and production skills (14 items).

Raw Scores (RS) are simply the number of correct answers on each subtest. Raw scores are hard to interpret because different subtests have different number of questions, and the expected score on each subtest will increase as a child gets older.

The pattern of **standard scores** for each child across the different LanguageScreen subtests shows their profile (what subtests they found easier and what subtests they found harder). However, differences between subtests may reflect many factors, including lapses of attention, and should not be overinterpreted.

